

Make This...

PARACHUTE CORD BRACELET



PEPPERELL CRAFTS

PEPPERELL, MA 01463
www.pepperell.com

PS122

Copyright © 2011 Pepperell Crafts.
All rights reserved

Single Color Bracelet

1. Measure and cut 1 length of Parachute Cord 3 yards long.

2. Fold the cord in half to find the center. Feed the center through the first half of the clip and pull the strands through the center as shown.

3. Feed the ends of the cord through the second half of the clip as shown. Slide the clip down the cord so that it's held 6.5" (small size) to 7.5" (large size) apart. Adjust to your wrist size as needed.

4. Follow the instructions for the Cobra Stitch. Keep the last stitch loose.

5. Trim remaining cord and fuse/melt the tips of the Parachute Cord to secure. Use a lighter to melt the ends*. See Fig. 2.

* Not intended for children. Adult Supervision is REQUIRED when working with an open flame!



2-Tone Bracelet

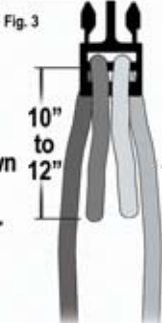
1. Measure and cut two lengths of Parachute Cord in contrasting colors, each 1.5 yards.

2. Lay the strands out on the first clip as shown in Fig. 3. The center strands should measure between 10" - 12" for a small or large bracelet.

3. Follow the instructions for the Cobra Stitch until about 5" remain on the bottom of the center strands.

4. Feed the remaining center strands through the second half of the clip. Secure the strands in place (shown here with a paper clip) and continue with the Cobra Stitch over the ends (Fig. 4). Remove the paper clip when the center strands are securely covered.

5. Trim remaining cord and fuse/melt the tips of the Parachute Cord to secure. Use a lighter to melt the ends. See Fig. 2.



Adjust the amount of the overlap to fit your wrist size.

Finished Size Guide

Small: 9" long

Large: 9.75" long

Cobra Stitch (Square Knot)

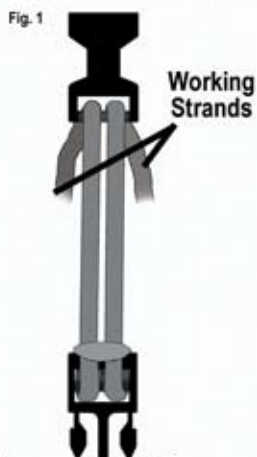


Fig. 2

Fig. 3

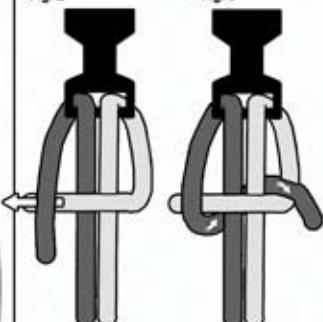
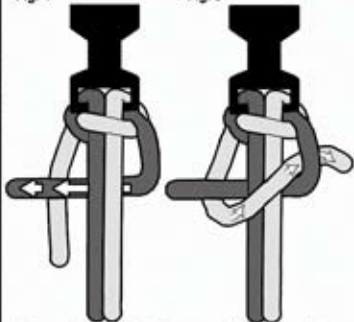


Fig. 4

Fig. 5



Repeat steps 2-5 to complete bracelet.

PS122



PEPPERELL CRAFTS
PEPPERELL BRAIDING COMPANY

PEPPERELL, MA 01463
www.pepperell.com
Fun Creating Since 1917

Questions or Comments
Call Consumer Affairs Dept.
at 1-800-343-8114

Every effort has been made to have instructions accurate and complete. We cannot be responsible for variance of individual human errors, or typographical mistakes.